



User Guide for app access Library card

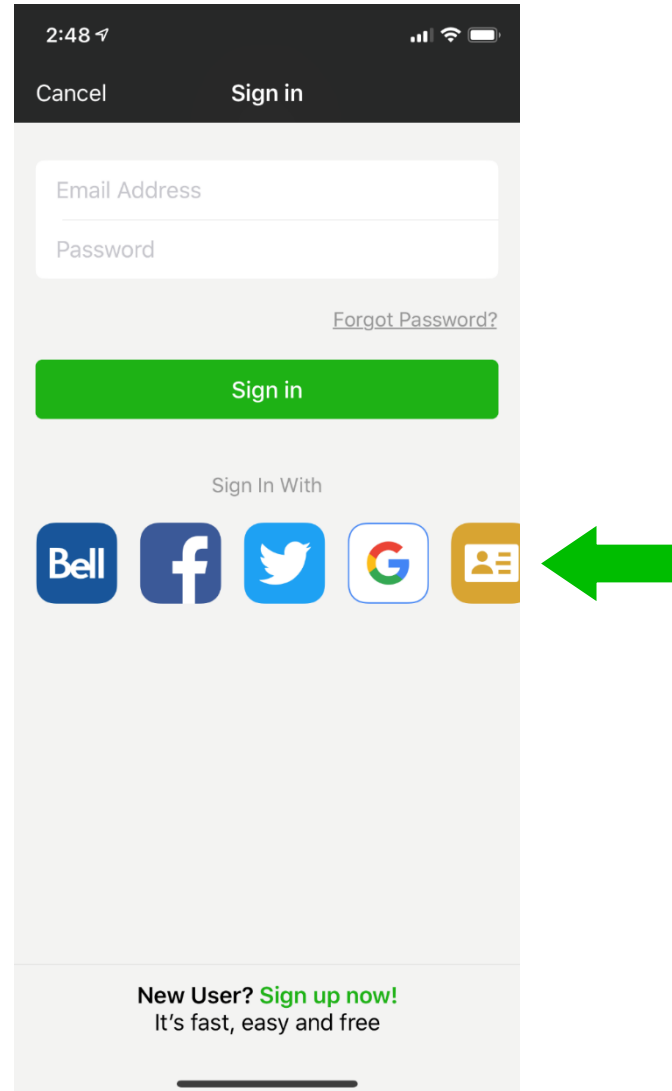


Newspapers and magazines for everyone

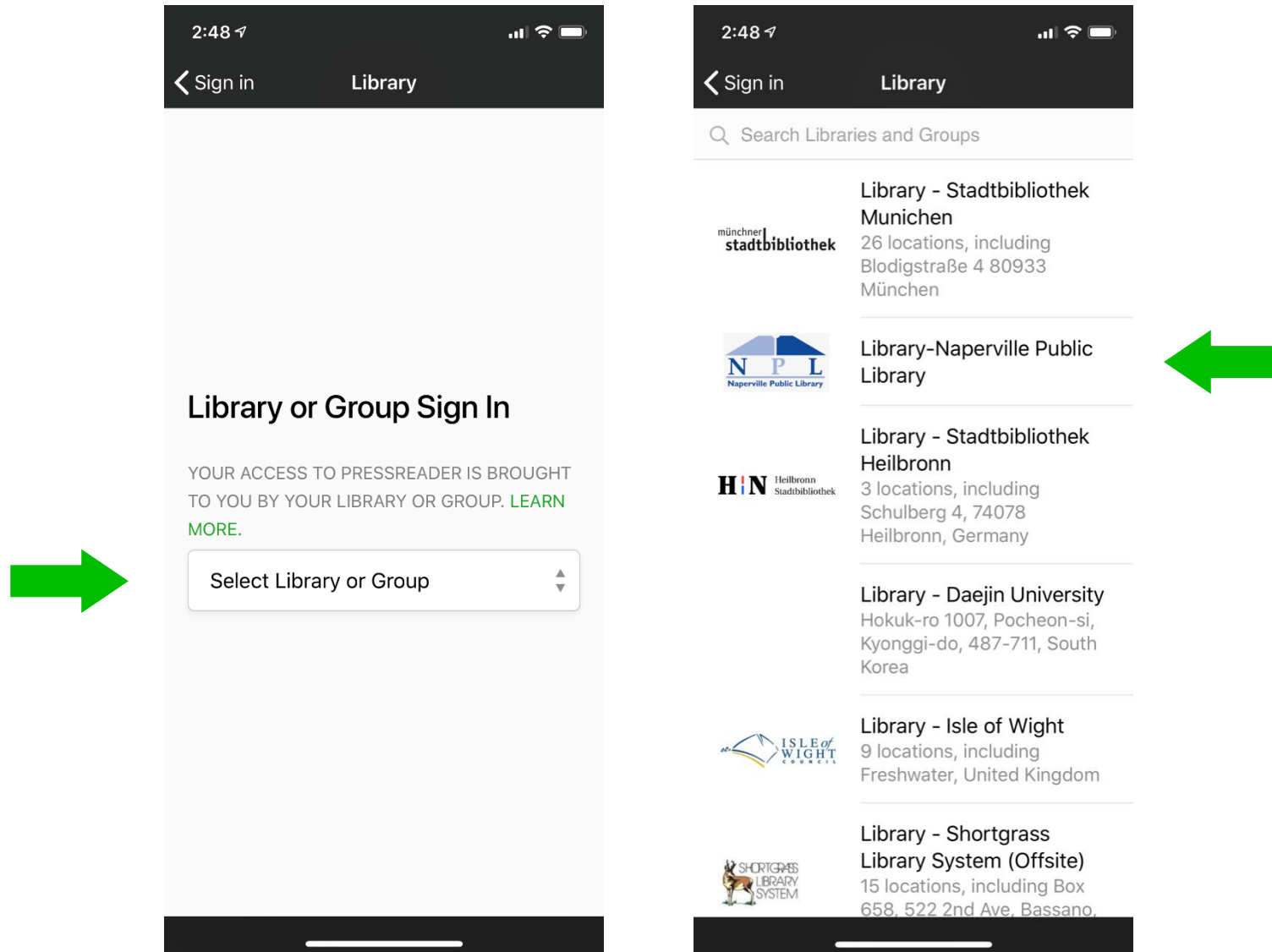
Stop searching. Start reading.



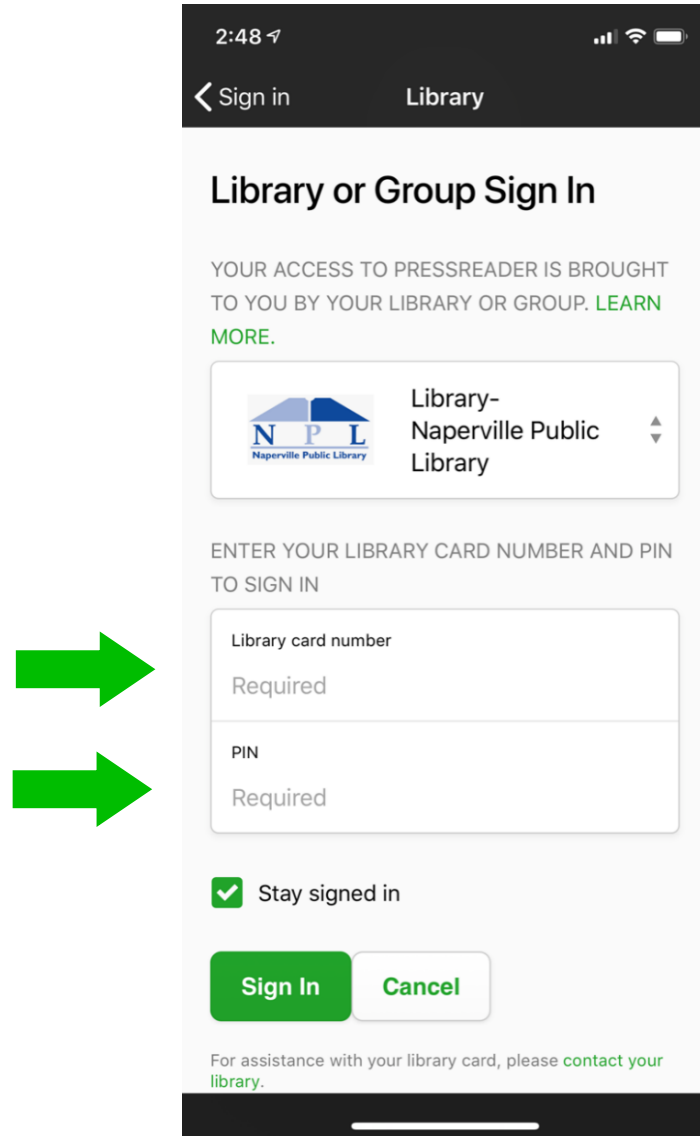
1. Launch the PressReader app and click on the Library icon



2. Select your sponsoring library from the menu/search box



3. Type your Library card number and PIN, then click on Sign In button




The screenshot shows a mobile app interface for library sign-in. At the top, the status bar shows the time 2:48 and signal/battery icons. Below is a navigation bar with a back arrow and the text 'Sign in' on the left, and 'Library' on the right. The main heading is 'Library or Group Sign In'. Below this, a message states: 'YOUR ACCESS TO PRESSREADER IS BROUGHT TO YOU BY YOUR LIBRARY OR GROUP. [LEARN MORE.](#)'. A dropdown menu shows the 'Naperville Public Library' logo and name. Below the dropdown, the instruction 'ENTER YOUR LIBRARY CARD NUMBER AND PIN TO SIGN IN' is displayed. There are two input fields: 'Library card number' and 'PIN', both with 'Required' text below them. Two large green arrows point to these fields from the left. Below the input fields is a checkbox labeled 'Stay signed in' which is checked. At the bottom are two buttons: 'Sign In' (green) and 'Cancel' (white with green text). A footer note says: 'For assistance with your library card, please [contact your library.](#)'

2:48

< Sign in Library

Library or Group Sign In

YOUR ACCESS TO PRESSREADER IS BROUGHT TO YOU BY YOUR LIBRARY OR GROUP. [LEARN MORE.](#)

 Library-
Naperville Public
Library

ENTER YOUR LIBRARY CARD NUMBER AND PIN TO SIGN IN

Library card number
Required

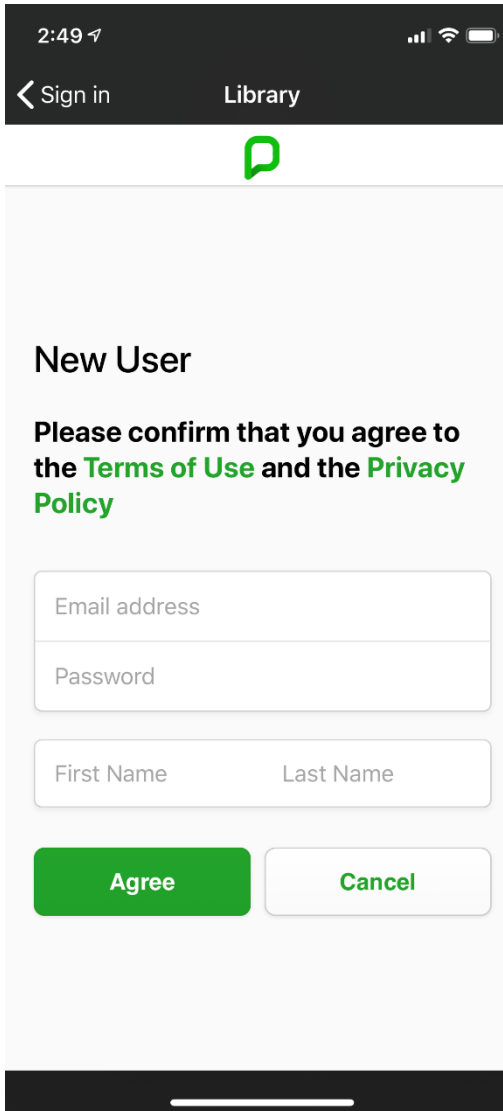

PIN
Required

☒ Stay signed in

Sign In Cancel

For assistance with your library card, please [contact your library.](#)

4. You can either Sign Up for a free PressReader account to enjoy all our features, or click on the 'cancel' button to start reading your favorite titles



2:49

< Sign in Library

New User

Please confirm that you agree to the [Terms of Use](#) and the [Privacy Policy](#)

Email address

Password

First Name Last Name

Agree Cancel

5. A successful connection is indicated by a green mug and a welcome message



2:49

Search Publications

X

PressReader

HotSpot

29 days 23 hours left

Naperville Public Library Access

PressReader! Giving you access to a wide selection of the world's best premium newspapers and magazine on business, tech, news, sports, travel and more.

Select Publication

For You

Browse

Downloaded

Sign in

More

2:50

Search Publications

CATEGORIES COUNTRIES LANGUAGES

MAGAZINES 3875

NEWSPAPERS 3284

Enable Gifts

Set Location Services to Always and enable Bluetooth if you want us to let you know when you're in a HotSpot with complimentary access to PressReader. Go to [HotSpot Settings](#) to learn more.

For You

Browse

Downloaded

Sign in

More

6. Make sure HotSpot is enabled on the PressReader app

